


**Figure 1**  
**2001 Growth Competitiveness Rankings: Comparison of GCR and LACR**

**GCR 2001–2002**




**LACR 2001–2002**



Note: The Growth Competitiveness Index presented in this report (LACR) is based on the same methodology and data as the GCI presented in the *Global Competitiveness Report (GCR)*, but for a modification to the macroeconomic stability subindex, as explained in the note to figure 3.


**Figure 2**  
**Growth Competitiveness Index component measures**



\*When calculated as core economy.

Figure 3

Macroeconomic environment index

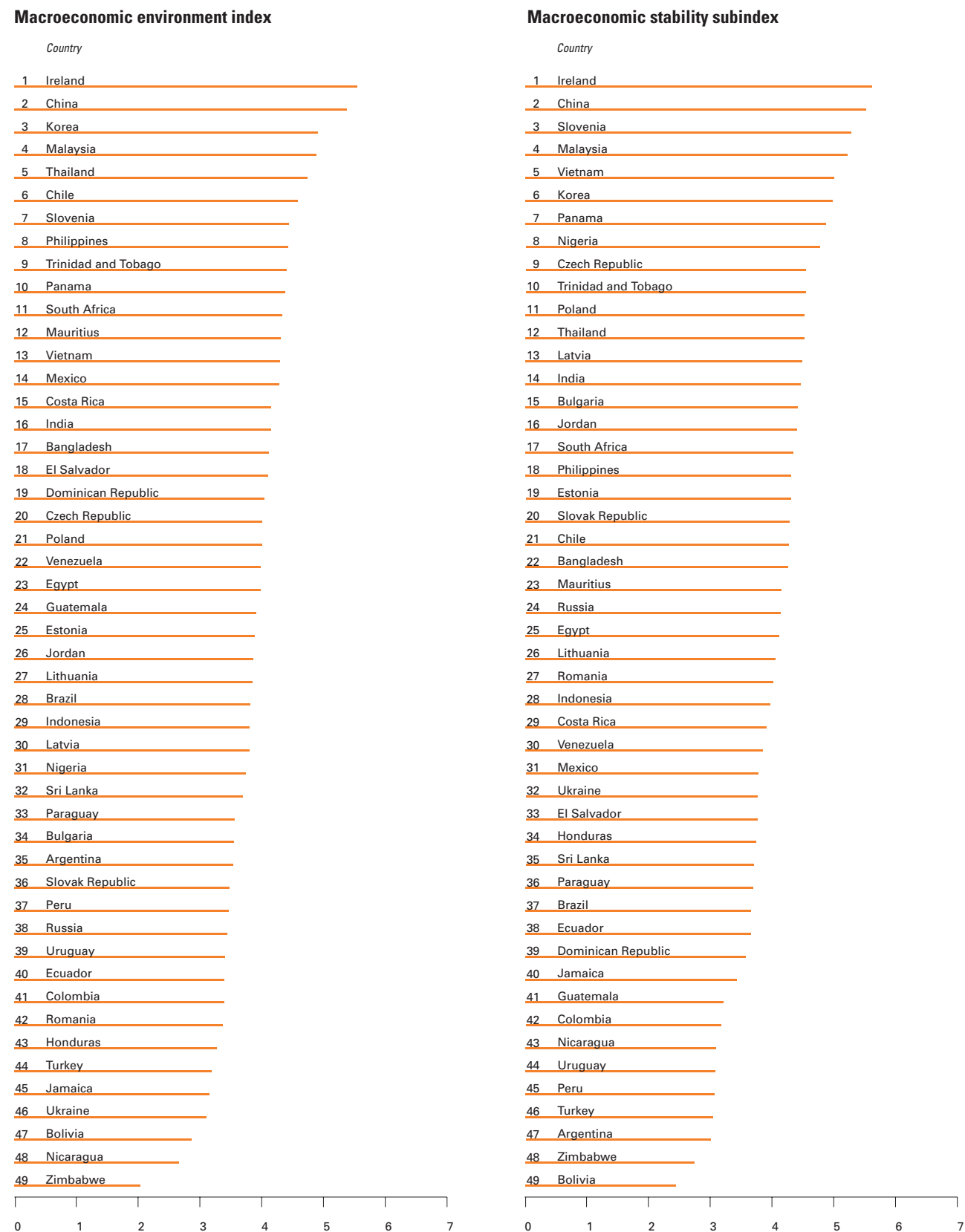


Note: The methodology used to calculate the macroeconomic stability subindex has been changed to take better consideration of the effect of Foreign Debt Service in countries that do not enjoy full access to international financial markets.

Countries were separated into two categories: Financially Integrated Countries (A country risk rating in S&P and Moody's assessments) and Non-Financially Integrated ones (below A in at least one evaluation). For the first group, the methodology remains unchanged. For the second group, the previous index has a weight of 75% and the average of two indicators of Debt Burden (Debt/Exports and Short-term Debt/Reserves) takes the remaining 25% weight.

**Figure 4**

**Macroeconomic environment index: non-financially integrated economies**




Note: The methodology used to calculate the macroeconomic stability subindex has been changed to take better consideration of the effect of Foreign Debt Service in countries that do not enjoy full access to international financial markets. Countries were separated into two categories: Financially Integrated Countries (A country risk rating in S&P and Moody's assessments) and Non-Financially Integrated ones (below A in at least one evaluation). For the first group, the methodology remains unchanged. For the second group, the previous index has a weight of 75% and the average of two indicators of Debt Burden (Debt/Exports and Short-term Debt/Reserves) takes the remaining 25% weight.

Figure 5


## Macroeconomic environment index

## Comparison of indexes calculated under old and new methodology

## Global Competitiveness Report 2001–2002



## Latin American Competitiveness Report 2001–2002



Note: The methodology used to calculate the macroeconomic stability subindex has been changed to take better consideration of the effect of Foreign Debt Service in countries that do not enjoy full access to international financial markets.

Countries were separated into two categories: Financially Integrated Countries (A country risk rating in S&P and Moody's assessments) and Non-Financially Integrated ones (below A in at least one evaluation). For the first group, the methodology remains unchanged. For the second group, the previous index has a weight of 75% and the average of two indicators of Debt Burden (Debt/Exports and Short-term Debt/Reserves) takes the remaining 25% weight.

**Table 1**  
**Major economic indicators**

**Market size**

| Rank | Country             | GDP 1999,<br>US\$ billion |
|------|---------------------|---------------------------|
| 1    | United States       | 9152.098                  |
| 2    | Japan               | 4346.922                  |
| 3    | Germany             | 2111.940                  |
| 4    | United Kingdom      | 1441.787                  |
| 5    | France              | 1432.323                  |
| 6    | Italy               | 1170.971                  |
| 7    | China               | 989.465                   |
| 8    | Brazil              | 751.505                   |
| 9    | Canada              | 634.898                   |
| 10   | Spain               | 595.927                   |
| 11   | Mexico              | 483.737                   |
| 12   | India               | 447.292                   |
| 13   | Korea               | 406.940                   |
| 14   | Australia           | 404.033                   |
| 15   | Russia              | 401.442                   |
| 16   | Netherlands         | 393.692                   |
| 17   | Argentina           | 283.166                   |
| 18   | Switzerland         | 258.550                   |
| 19   | Belgium             | 248.404                   |
| 20   | Sweden              | 238.682                   |
| 21   | Austria             | 208.173                   |
| 22   | Turkey              | 185.691                   |
| 23   | Denmark             | 174.280                   |
| 24   | Hong Kong SAR       | 158.943                   |
| 25   | Poland              | 155.166                   |
| 26   | Norway              | 152.943                   |
| 27   | Indonesia           | 142.511                   |
| 28   | South Africa        | 131.127                   |
| 29   | Finland             | 129.661                   |
| 30   | Greece              | 125.088                   |
| 31   | Thailand            | 124.369                   |
| 32   | Portugal            | 113.716                   |
| 33   | Venezuela           | 102.222                   |
| 34   | Israel              | 100.840                   |
| 35   | Ireland             | 93.410                    |
| 36   | Egypt               | 89.148                    |
| 37   | Colombia            | 86.605                    |
| 38   | Singapore           | 84.945                    |
| 39   | Malaysia            | 79.039                    |
| 40   | Philippines         | 76.559                    |
| 41   | Chile               | 67.469                    |
| 42   | New Zealand         | 54.651                    |
| 43   | Czech Republic      | 53.111                    |
| 44   | Peru                | 51.933                    |
| 45   | Hungary             | 48.436                    |
| 46   | Bangladesh          | 45.961                    |
| 47   | Ukraine             | 38.653                    |
| 48   | Nigeria             | 35.045                    |
| 49   | Romania             | 34.027                    |
| 50   | Vietnam             | 28.682                    |
| 51   | Uruguay             | 20.805                    |
| 52   | Slovenia            | 20.011                    |
| 53   | Slovak Republic     | 19.712                    |
| 54   | Ecuador             | 18.991                    |
| 55   | Guatemala           | 18.215                    |
| 56   | Dominican Republic  | 17.398                    |
| 57   | Sri Lanka           | 15.958                    |
| 58   | Costa Rica          | 15.148                    |
| 59   | El Salvador         | 12.467                    |
| 60   | Bulgaria            | 12.403                    |
| 61   | Lithuania           | 10.634                    |
| 62   | Panama              | 9.557                     |
| 63   | Iceland             | 8.815                     |
| 64   | Bolivia             | 8.323                     |
| 65   | Jordan              | 8.073                     |
| 66   | Paraguay            | 7.741                     |
| 67   | Jamaica             | 6.889                     |
| 68   | Trinidad and Tobago | 6.869                     |
| 69   | Latvia              | 6.260                     |
| 70   | Zimbabwe            | 5.608                     |
| 71   | Honduras            | 5.387                     |
| 72   | Estonia             | 5.233                     |
| 73   | Mauritius           | 4.244                     |
| 74   | Nicaragua           | 2.268                     |

**Market expansion**

| Rank | Country             | Absolute change in GDP<br>1990-1999 US\$ billion 1995 |
|------|---------------------|-------------------------------------------------------|
| 1    | United States       | 2056.750                                              |
| 2    | Japan               | 573.660                                               |
| 3    | China               | 567.392                                               |
| 4    | Korea               | 224.783                                               |
| 5    | France              | 224.350                                               |
| 6    | United Kingdom      | 212.860                                               |
| 7    | India               | 174.021                                               |
| 8    | Brazil              | 148.734                                               |
| 9    | Italy               | 132.930                                               |
| 10   | Canada              | 131.681                                               |
| 11   | Australia           | 128.614                                               |
| 12   | Spain               | 122.912                                               |
| 13   | Argentina           | 108.221                                               |
| 14   | Netherlands         | 102.520                                               |
| 15   | Mexico              | 83.741                                                |
| 16   | Indonesia           | 60.460                                                |
| 17   | Thailand            | 52.363                                                |
| 18   | Singapore           | 49.055                                                |
| 19   | Malaysia            | 46.285                                                |
| 20   | Turkey              | 45.563                                                |
| 21   | Belgium             | 43.903                                                |
| 22   | Norway              | 43.329                                                |
| 23   | Hong Kong SAR       | 41.777                                                |
| 24   | Austria             | 41.607                                                |
| 25   | Ireland             | 41.508                                                |
| 26   | Poland              | 37.420                                                |
| 27   | Israel              | 36.145                                                |
| 28   | Denmark             | 35.212                                                |
| 29   | Chile               | 33.913                                                |
| 30   | Sweden              | 31.116                                                |
| 31   | Greece              | 24.687                                                |
| 32   | Portugal            | 24.507                                                |
| 33   | Egypt               | 23.694                                                |
| 34   | Finland             | 23.085                                                |
| 35   | Colombia            | 19.797                                                |
| 36   | South Africa        | 19.607                                                |
| 37   | Peru                | 18.137                                                |
| 38   | Philippines         | 17.905                                                |
| 39   | Switzerland         | 16.231                                                |
| 40   | Bangladesh          | 15.559                                                |
| 41   | New Zealand         | 13.923                                                |
| 42   | Vietnam             | 12.864                                                |
| 43   | Venezuela           | 10.855                                                |
| 44   | Dominican Republic  | 6.380                                                 |
| 45   | Nigeria             | 6.094                                                 |
| 46   | Sri Lanka           | 5.604                                                 |
| 47   | Uruguay             | 5.440                                                 |
| 48   | Costa Rica          | 5.377                                                 |
| 49   | Guatemala           | 5.251                                                 |
| 50   | El Salvador         | 3.743                                                 |
| 51   | Panama              | 3.072                                                 |
| 52   | Slovenia            | 2.795                                                 |
| 53   | Jordan              | 2.786                                                 |
| 54   | Ecuador             | 2.469                                                 |
| 55   | Bolivia             | 2.305                                                 |
| 56   | Iceland             | 1.738                                                 |
| 57   | Mauritius           | 1.714                                                 |
| 58   | Zimbabwe            | 1.678                                                 |
| 59   | Paraguay            | 1.564                                                 |
| 60   | Hungary             | 1.517                                                 |
| 61   | Trinidad and Tobago | 1.408                                                 |
| 62   | Honduras            | 1.027                                                 |
| 63   | Slovak Republic     | 0.602                                                 |
| 64   | Nicaragua           | 0.562                                                 |
| 65   | Jamaica             | 0.098                                                 |
| 66   | Estonia             | -1.347                                                |
| 67   | Czech Republic      | -1.940                                                |
| 68   | Bulgaria            | -3.358                                                |
| 69   | Lithuania           | -3.826                                                |
| 70   | Latvia              | -4.166                                                |
| 71   | Romania             | -7.012                                                |
| 72   | Ukraine             | -60.876                                               |
| 73   | Russia              | -220.728                                              |

**Income per capita**

| Rank | Country             | Per capita GDP at<br>PPP values, 1999 |
|------|---------------------|---------------------------------------|
| 1    | United States       | 31872                                 |
| 2    | Norway              | 28433                                 |
| 3    | Iceland             | 27835                                 |
| 4    | Switzerland         | 27171                                 |
| 5    | Canada              | 26251                                 |
| 6    | Ireland             | 25918                                 |
| 7    | Denmark             | 25869                                 |
| 8    | Belgium             | 25443                                 |
| 9    | Austria             | 25089                                 |
| 10   | Japan               | 24898                                 |
| 11   | Australia           | 24574                                 |
| 12   | Netherlands         | 24215                                 |
| 13   | Germany             | 23742                                 |
| 14   | Finland             | 23096                                 |
| 15   | France              | 22897                                 |
| 16   | Sweden              | 22636                                 |
| 17   | Italy               | 22172                                 |
| 18   | United Kingdom      | 22093                                 |
| 19   | Hong Kong, SAR      | 22090                                 |
| 20   | Singapore           | 20767                                 |
| 21   | New Zealand         | 19104                                 |
| 22   | Israel              | 18440                                 |
| 23   | Spain               | 18079                                 |
| 24   | Portugal            | 16064                                 |
| 25   | Slovenia            | 15977                                 |
| 26   | Korea               | 15712                                 |
| 27   | Greece              | 15414                                 |
| 28   | Czech Republic      | 13018                                 |
| 29   | Argentina           | 12277                                 |
| 30   | Hungary             | 11430                                 |
| 31   | Slovak Republic     | 10591                                 |
| 32   | Mauritius           | 9107                                  |
| 33   | South Africa        | 8908                                  |
| 34   | Uruguay             | 8879                                  |
| 35   | Costa Rica          | 8860                                  |
| 36   | Chile               | 8652                                  |
| 37   | Poland              | 8450                                  |
| 38   | Estonia             | 8355                                  |
| 39   | Mexico              | 8297                                  |
| 40   | Malaysia            | 8209                                  |
| 41   | Trinidad and Tobago | 8176                                  |
| 42   | Russia              | 7473                                  |
| 43   | Brazil              | 7037                                  |
| 44   | Lithuania           | 6656                                  |
| 45   | Turkey              | 6380                                  |
| 46   | Latvia              | 6264                                  |
| 47   | Thailand            | 6132                                  |
| 48   | Romania             | 6041                                  |
| 49   | Panama              | 5875                                  |
| 50   | Colombia            | 5749                                  |
| 51   | Dominican Republic  | 5507                                  |
| 52   | Venezuela           | 5495                                  |
| 53   | Bulgaria            | 5071                                  |
| 54   | Peru                | 4622                                  |
| 55   | Paraguay            | 4384                                  |
| 56   | El Salvador         | 4344                                  |
| 57   | Jordan              | 3955                                  |
| 58   | Philippines         | 3805                                  |
| 59   | Guatemala           | 3674                                  |
| 60   | China               | 3617                                  |
| 61   | Jamaica             | 3561                                  |
| 62   | Ukraine             | 3458                                  |
| 63   | Egypt               | 3420                                  |
| 64   | Sri Lanka           | 3279                                  |
| 65   | Ecuador             | 2994                                  |
| 66   | Zimbabwe            | 2876                                  |
| 67   | Indonesia           | 2857                                  |
| 68   | Bolivia             | 2355                                  |
| 69   | Honduras            | 2340                                  |
| 70   | Nicaragua           | 2279                                  |
| 71   | India               | 2248                                  |
| 72   | Vietnam             | 1860                                  |
| 73   | Bangladesh          | 1483                                  |
| 74   | Nigeria             | 853                                   |